

## 70 mm MOTORISED HORIZONTAL WOOD BLIND

CUSTOMER: .....

Order No. ....

Ordered on .....

Date of delivery .....

BATTERY-POWERED MOTORS	
EB4 – BTE50	
EB6 – BLE35	

MOTORS – WIRED CONTROL (230V)	
TT GO S 6/19 NICE	
SONESSE 40 PA 6/20 SOMFY	
JA 06 Soft 6/26 ELERO	
JA 06 Comfort 6/26 ELERO	
TT GO S 10/14 NICE	
SONESSE 40 PA 9/12 SOMFY	
JA 09 Soft 9/26 ELERO	
JA 09 Comfort 9/26 ELERO	

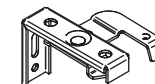
MOTORS – RADIO CONTROLLED (230V)	
B12 – BEQ35–10	
SONESSE 40 RTS 6/20 SOMFY	
RoTop/T 55/30–868 ELERO	
JA 06 Comfort 6/26–868 ELERO	
SONESSE 40 RTS 9/12 SOMFY	
JA 09 Comfort 9/26–868 ELERO	

MOTORS – RADIO CONTROLLED io – homecontrol (230V)	
SONESSE 40 io 6/20 SOMFY	
SONESSE 40 io 9/12 SOMFY	

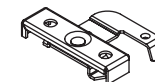
MOTION MOTORS – RADIO CONTROLLED	
MOTION CM07, 24 mm 12 VDC, 0,7 Nm	
MOTION CM07, 24 mm 12 VDC, 0,7 Nm <b>with CM38 battery</b>	
MOTION CM06, 35 mm 6 Nm <b>(integrated battery)</b>	
MOTION CM06 <b>EVE</b> , 35 mm 6 Nm <b>(integrated battery)</b>	

Types of fixing brackets  
(column 8)

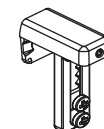
A - standard



B - top bracket



No drill bracket<sup>(8)</sup>



Side guide mechanism  
type of bracket  
(column 10)

Type B



Type C



Overall width (mm) <sup>(3)</sup>	Overall height (mm) <sup>(4)</sup>	QTY (pcs)	Colour of slats	Cable outlet / charging port		Ladder <sup>(5,6)</sup>		Colour of ladder	Cord tassel		Bracket			Valance		Side guide bracket		CHILD SAFETY <sup>(9)</sup>	
																		Room children have access to (compliant with the standard) <sup>(10)</sup>	
				L	R	cord ladder	tape ladder <sup>(7)</sup>		wooden	metal	A	B	no drill bracket <sup>(8)</sup>	straight	with sides	B	C	YES	NO
																			Length of operating ball chain/pull cords
1	2	3	4	5		6			7		8			9		10		11	

### Please note:

- Slight variations in the shade of wooden slats, cords and ladders may occasionally occur.
- The blind's components are made of natural materials (wood), which may undergo some deformation.
- Minimum width of the motorised blind: 800 mm.
- Standard height tolerance equals max. +15 mm, the distance between the slats is determined by the ladder.
- The stack of pulled-up wooden slats (Standard, cord ladder) takes up 70 mm/1m of the blind's length + 80 mm head rail and bottom bar.
- The stack of pulled-up wooden slats (Standard, tape ladder) takes up 80 mm/1m of the blind's length + 80 mm head rail and bottom bar.
- The components of the standard version of the 70 mm wooden blind: wooden slats, valance and bottom bar made of wood, cord ladder, Standard mechanism. 38 mm ladder tape is also available (at an extra charge – 5%).
- No-drill bracket available in white only.
- The CHILD SAFETY standard applies to EB4 electric motor.
- Should you select no option in column 11, the manufacturer will assume that the product is intended for rooms young children have access to (length of operating chains/cords compliant with PN-EN 13120:2014+A1 standard).
- Non-standard control length (please enter the value in column 11) ranges from 100 mm to 3400 mm (gradation every 100 mm). If control length is not specified, manufacturer's standardisation will apply.

### Comments: