

CUSTOMER: .....

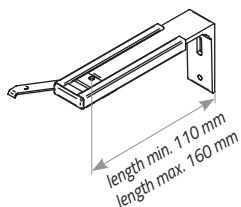
Order No. ....

Ordered on .....

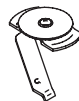
Date of delivery .....

Type of mounting

wall mounting



top fixing



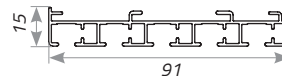
4-5 track rail



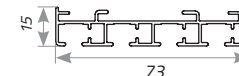
2-3 track rail

Type of rail

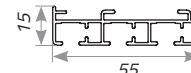
5-track rail



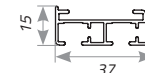
4-track rail



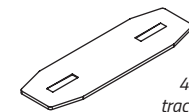
3-track rail



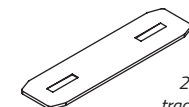
2-track rail



Rail connector



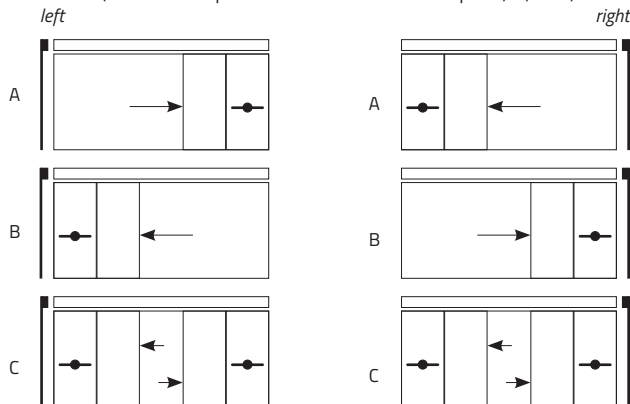
4-5 track rail



2-3 track rail

Package number	Overall width (mm)	Overall height (mm)	Quantity	Fabric symbol	Panel control options*			Control side		Control				Type of rail (2, 3, 4, 5 -track)	Colour of aluminium profiles		Type of fabric weight	Rail connector	Type of mounting		CHILD SAFETY	
					one-way draw		split draw			manual			electric **		white	gray RAL 7047)			wall mounting	top fixing	Room children have access to (compliant with the standard)***	
					A	B	C	left	right	cord	wand	hand									YES	NO
1	2	3	4	5	6			7		8				9	10		11	12	13		14	

\*Panel control options (movement of panel tracks in relation to fixed panel). (—●—)



Please note:

\*\* Motorised panel tracks available with white profiles only.

\*\*\* Should you select no option in column 10, the manufacturer will assume that the product is intended for rooms young children have access to (length of operating chains/cords compliant with PN-EN 13120:2014+A1 standard).

Panel track – one-way draw

Number of panels	Open panels	Closed panels	Open panels	Min. width (mm)	Max. width (mm)
2	—●—	—●—	—●—	850	2010
3	—●—	—●—	—●—	1250	3010
4	—●—	—●—	—●—	1700	3950
5	—●—	—●—	—●—	2050	4850

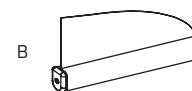

—●— fixed panel

Panel track – split draw

Number of panels	Open panels	Closed panels	Min. width (mm)	Max. width (mm)
6	—●—	—●—	2400	6000
8	—●—	—●—	3100	8000

—●— fixed panel

Types of fabric weight



Fabric weight cross section

