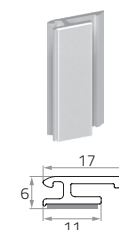


Date of delivery

Pleat system (column 4)



Please note:

Types of brackets (column 7)

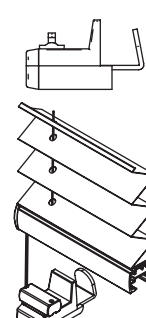
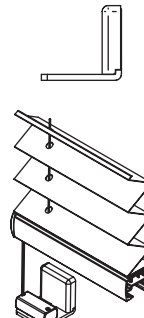
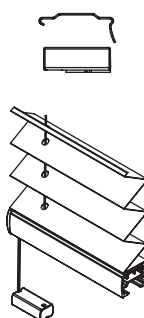
Operating wand (*column 9*)

- (1) The GLIDE option is available with EV2 MAGNETIC system only.
No need to fill in 7, 8, 9 columns if the GLIDE option has been selected.
 - (2) Type A bracket adjusted to the system of the pleat.
Type B coupled with respective bracket A.
 - (3) If column 8 is not selected, no adaptors will be provided.
 - (4) The standard rail is fitted with one operating handle.
 - (5) If column 11 is not selected, no operating wand will be provided.
1. The standard width of fabric equals total width (rail + end caps).
 2. "Pearl" and "blackout" finish on the outer (left) side of fabric.

A - in a recess

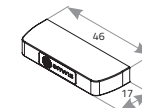
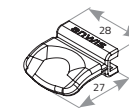
B - on a recess

C - non-invasive
brackets

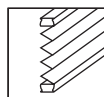


Type A

Type B



Number of operating handles (column 10)



Vertical mount